

# Disconnect Enclosures

## Ground-Mount Enclosures Type 12 Heavy-Duty Single & Multi-Door Flange-Mount Free-Standing with 3-Point Locking Data Sheet

Disconnect Encl.



### Application

- Houses electrical controls and equipment
- Protects against circulating dust, falling dirt and dripping non-corrosive liquids

### Standards

- UL 508 listed, Type 12
- CSA C22.2 No.94 certified, Type 12
- Conforms to NEMA standard for Type 12

### Finish

- Wash and phosphate undercoat
- ANSI 61 gray polyester powder finish
- Panels have white enamel finish

### Accessories

- Channel mounting hardware
- Blank adapter plates
- Operator adapters
- Touch-up paint
- Replacement handle, 11184A (see page 422).
- See Accessories Section

**Discount Schedule: C2**

**Subclass: D00**

### Construction

- Enclosure and door are fabricated from (10) gauge steel
- All continuous welded seams are finished smooth
- Doors are secured to the body with a heavy-duty continuous hinge and a 3-point padlocking handle mechanism
- Right-side door serves as the master door with a defeater mechanism which requires a screwdriver to open
- Slave doors cannot open without activating mechanical interlock but can close in any order
- Universal opening on right-side flange will accommodate most disconnect operators when used with operator adapter, (order separately - see page 445)
- Doors have a fixed, oil-resistant gasket
- Ground stud provided on door
- Print pocket provided
- Lighting mounting channel provided
- Fixed center posts are supported from the front to back for enclosure rigidity
- Removable center post allows for easy access and panel installation
- Removable panels mounted on .375-16 collar studs and panel supports
- Large lifting eyebolts are supplied

### Important Note

**When ordering flange-mounted disconnect enclosures, be sure to include all the necessary components.**

1. A flange-mounted disconnect enclosure
2. Operator adapter plates **MUST** be ordered for the specific brand and type of disconnect being used, (see page 445)

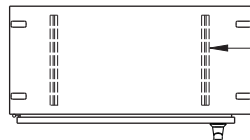
Disconnect switch (or circuit breaker), operating handle and operating mechanism are not furnished with enclosure, see disconnect ordering information, pages 326, 332 - 339.

**Notes:** Cooper B-Line can provide special sizes, finishes and other modifications. Consult the factory for your special requirements.

## Ground-Mount Enclosures Type 12 Heavy-Duty Single-Door Flange-Mount Free-Standing with 3-Point Locking Illustration Sheet and Catalog Number

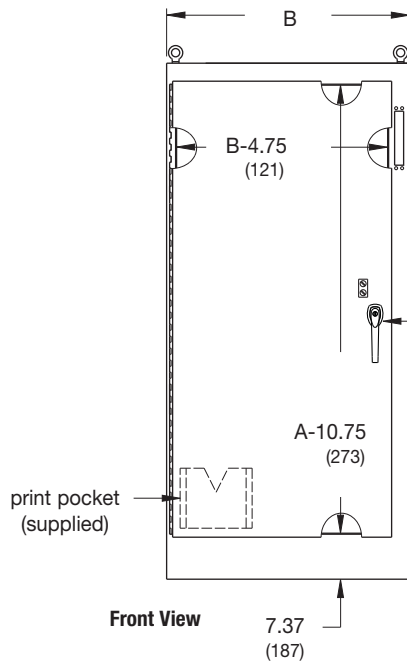
Disconnect Encl.

Enclosure  Catalog Number	Enclosure Size Height x Width x Depth		Panel Size	
	A x B x C		Height x Width	
	in.	mm	in.	mm
FD722718-12FS	72.00 x 27.50 x 18.00	1829 x 699 x 457	60.00 x 21.75	1524 x 552
FD723318-12FS	72.00 x 33.50 x 18.00	1829 x 851 x 457	60.00 x 27.75	1524 x 705
FD723918-12FS	72.00 x 39.50 x 18.00	1829 x 1003 x 457	60.00 x 33.75	1524 x 857
FD843918-12FS	84.00 x 39.50 x 18.00	2134 x 1003 x 457	72.00 x 33.75	1829 x 857
FD903920-12FS	90.00 x 39.50 x 20.00	2286 x 1003 x 508	78.00 x 33.75	1981 x 857
FD903924-12FS	90.00 x 39.50 x 24.00	2286 x 1003 x 610	78.00 x 33.75	1981 x 857

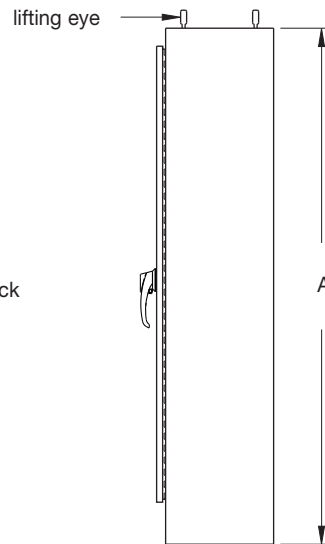


lighting bracket  
channel & hardware

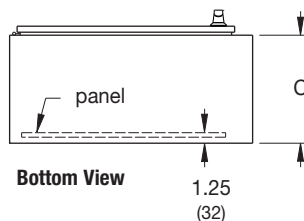
Top View



Front View



Side View



Bottom View

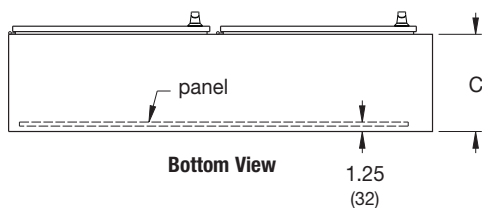
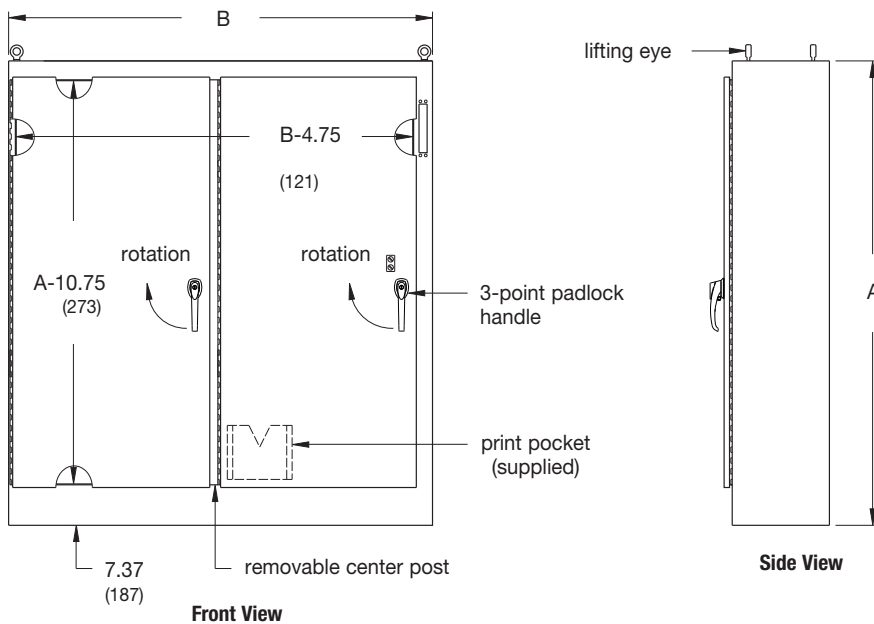
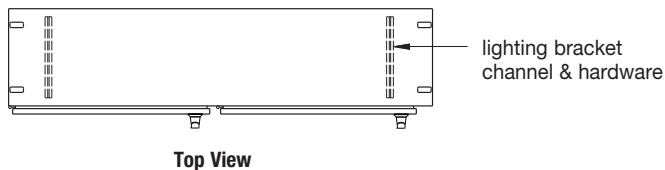
**Notes:** Dimensions are in inches. Millimeters shown are for reference only. Data subject to change without notice.

# Disconnect Enclosures

## Ground-Mount Enclosures Type 12 Heavy-Duty Double-Door Flange-Mount Free-Standing with 3-Point Locking Illustration Sheet and Catalog Number

Disconnect Encl.

Enclosure Catalog Number	Enclosure Size Height x Width x Depth A x B x C		Panel Size Height x Width	
	in.	mm	in.	mm
	FD725318-12FS	72.00 x 53.75 x 18.00	1829 x 1365 x 457	60.00 x 48.00
FD726518-12FS	72.00 x 65.75 x 18.00	1829 x 1670 x 457	60.00 x 60.00	1524 x 1524
FD727718-12FS	72.00 x 77.75 x 18.00	1829 x 1975 x 457	60.00 x 72.00	1524 x 1829
FD727724-12FS	72.00 x 77.75 x 24.00	1829 x 1975 x 610	60.00 x 72.00	1524 x 1829
FD847718-12FS	84.00 x 77.75 x 18.00	2134 x 1975 x 457	72.00 x 72.00	1829 x 1829
FD907720-12FS	90.00 x 77.75 x 20.00	2286 x 1975 x 508	78.00 x 72.00	1981 x 1829
FD907724-12FS	90.00 x 77.75 x 24.00	2286 x 1975 x 610	78.00 x 72.00	1981 x 1829

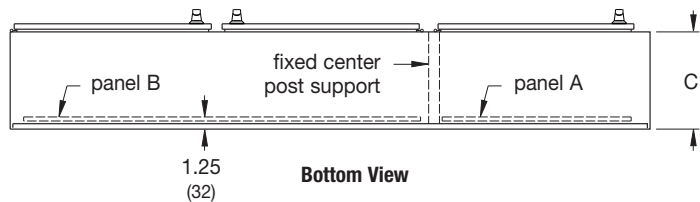
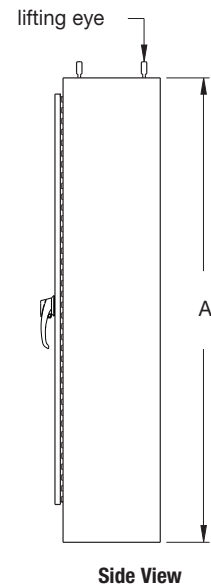
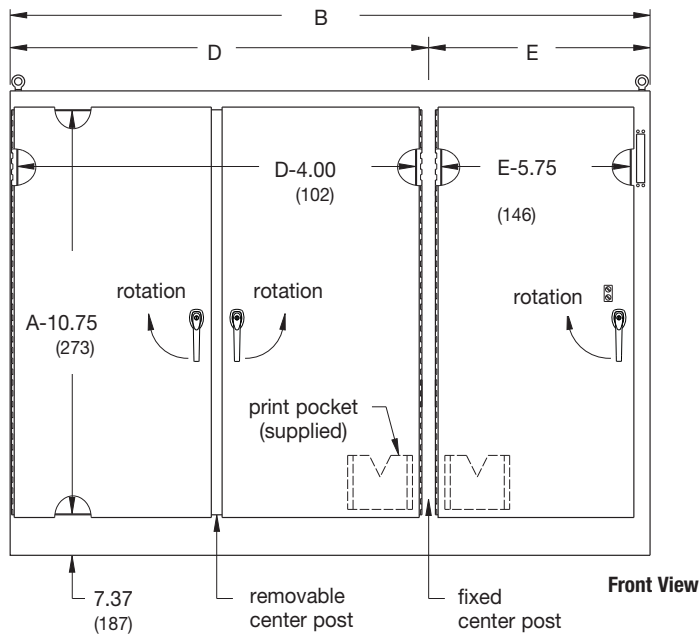
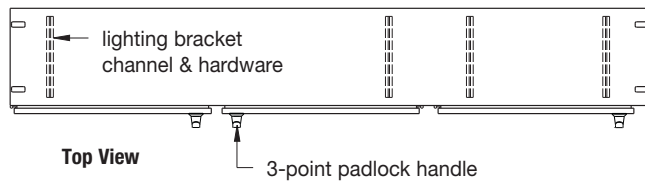


**Notes:** Dimensions are in inches. Millimeters shown are for reference only. Data subject to change without notice.

## Ground-Mount Enclosures Type 12 Heavy-Duty Three-Door Flange-Mount Free-Standing with 3-Point Locking Illustration Sheet and Catalog Number

Disconnect Encl.

Enclosure  Catalog Number	Enclosure Size Height x Width x Depth A x B x C		D		E		Panel A Size Height x Width		Panel B Size Height x Width	
	in.	mm	in.	mm	in.	mm	in.	mm	in.	mm
FD729918-12FS	72.00	1829	65.00	1651	34.50	876	60.00	1524	60.00	1524
FD8411718-12FS	84.00	2134	77.00	1956	40.50	1029	72.00	1829	72.00	1829
FD9011724-12FS	90.00	2286	77.00	1956	40.50	1029	78.00	1981	78.00	1981



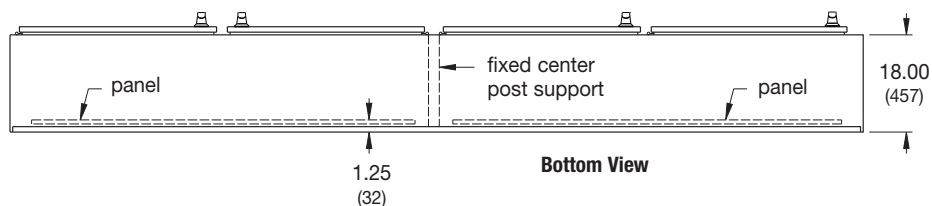
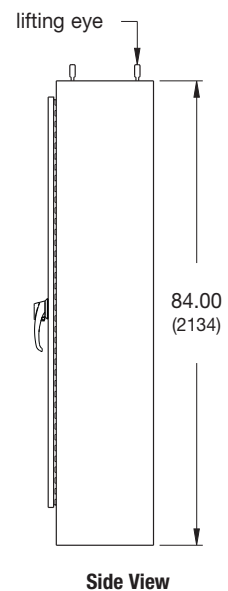
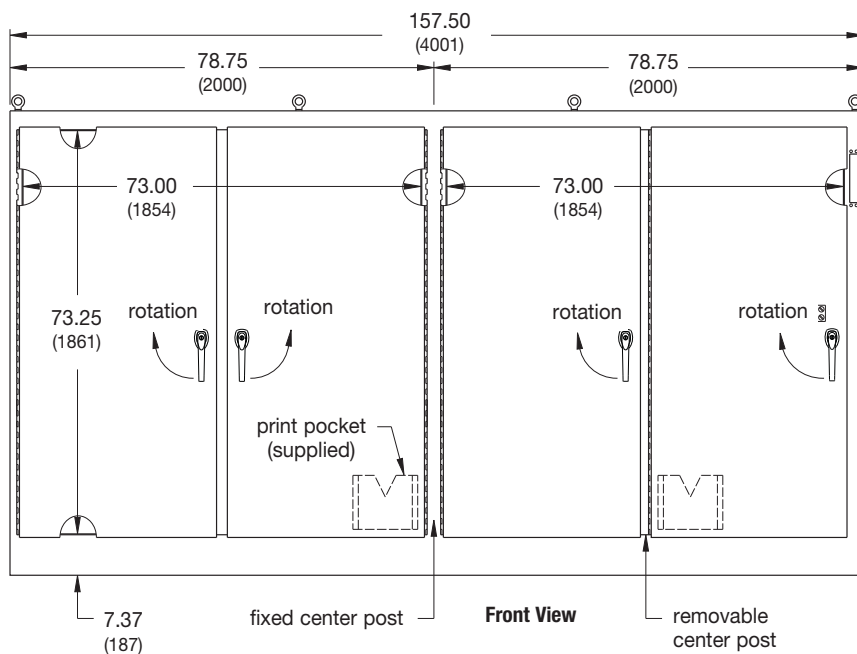
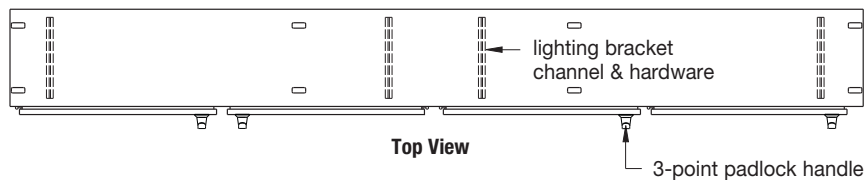
**Notes:** Dimensions are in inches. Millimeters shown are for reference only. Data subject to change without notice.

# Disconnect Enclosures

## Ground-Mount Enclosures Type 12 Heavy-Duty Four-Door Flange-Mount Free-Standing with 3-Point Locking Illustration Sheet and Catalog Number

Disconnect Encl.

Enclosure Catalog Number	Enclosure Size Height x Width x Depth		Panel Size Height x Width	
	in.	mm	in.	mm
FD8415718-12FS	84.00	157.50 x 18.00	72.00 x 72.00	1829 x 1829

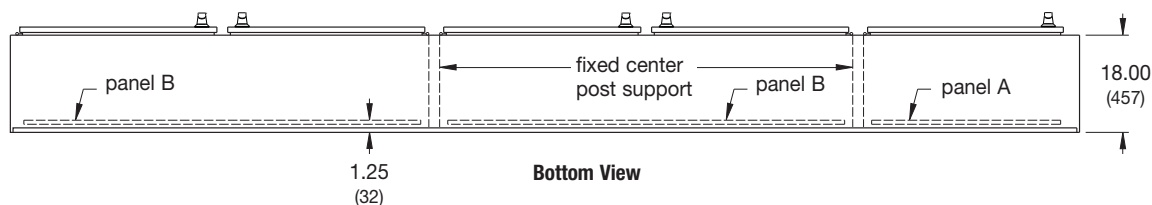
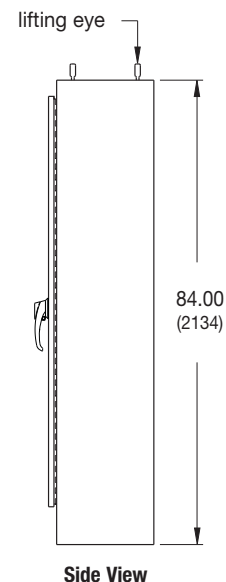
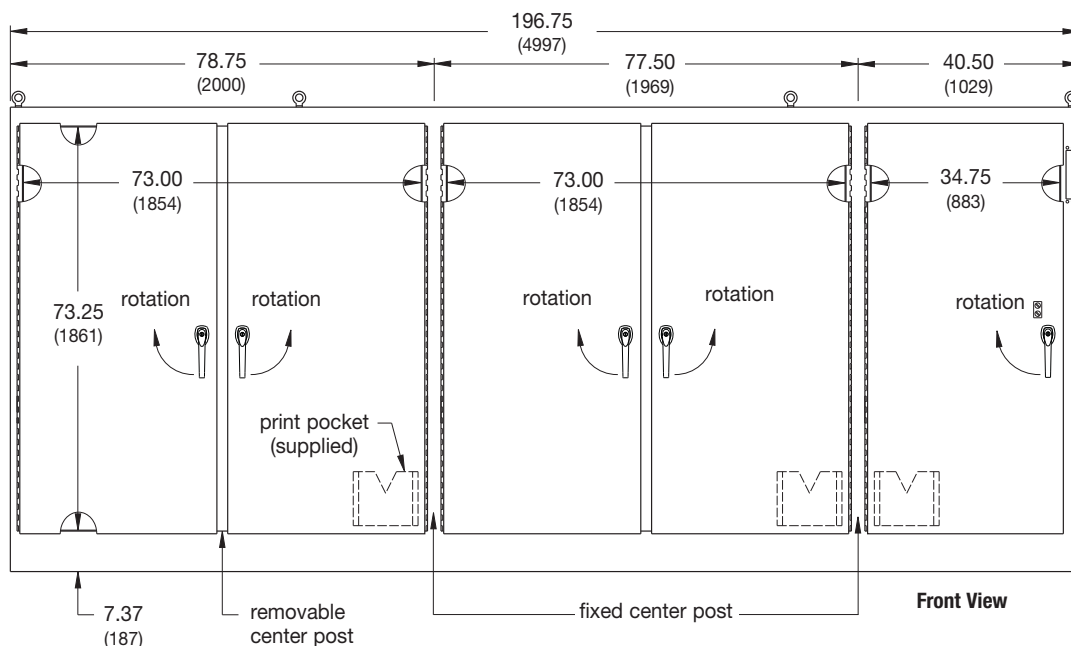
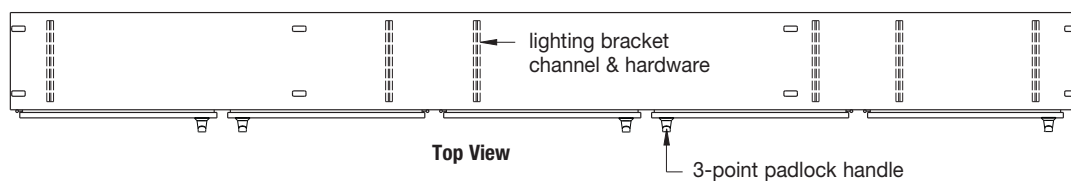


**Notes:** Dimensions are in inches. Millimeters shown are for reference only. Data subject to change without notice.

## Ground-Mount Enclosures Type 12 Heavy-Duty Five-Door Flange-Mount Free-Standing with 3-Point Locking Illustration Sheet and Catalog Number

Disconnect Encl.

Enclosure Catalog Number	Enclosure Size Height x Width x Depth		Panel Size Height x Width		Panel Size Height x Width			
	in.	mm	in.	mm	in.	mm		
FD8419618-12FS	84.00	196.75 x 18.00	2134	4997 x 457	72.00 x 33.75	1829 x 857	72.00 x 72.00	1829 x 1829

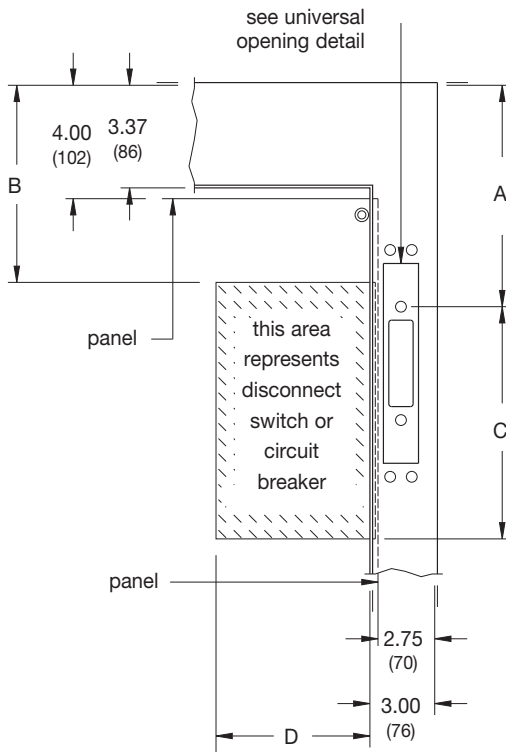


Notes: Dimensions are in inches. Millimeters shown are for reference only. Data subject to change without notice.

# Disconnect Enclosures

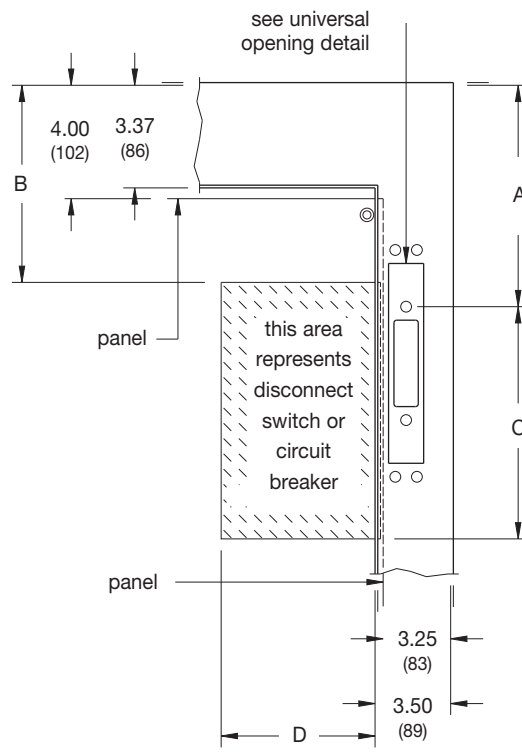
## Ground-Mount Enclosures Type 12 Heavy-Duty Single & Multi-Door Flange-Mount Free-Standing with 3-Point Locking Illustration Sheet

Disconnect Encl.



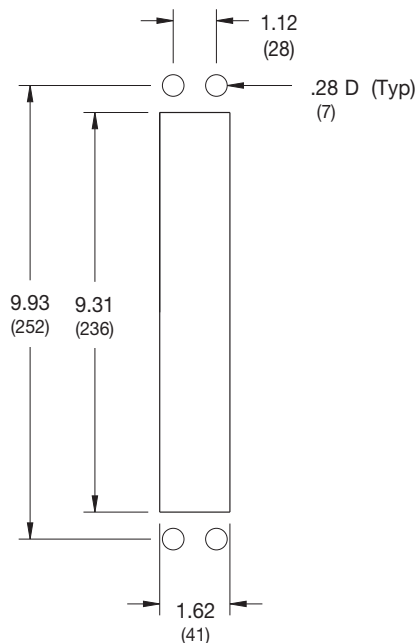
**Flange Mounting**

(1 and 2 door enclosures)



**Flange Mounting**

(3, 4 and 5 door enclosures)



**Universal Opening Detail**

The dimensional information provided in these drawings is derived from information supplied by the manufacturer of the equipment to be installed. Fit and function of all equipment should be checked before and after installation to assure proper and safe operation and compliance with the applicable regulations, codes and standards.

**Universal opening must be filled with an operator adapter kit for the specific brand and type of disconnect being used, (see page 445).**

### Important Note

**When ordering flange-mounted disconnect enclosures, be sure to include all the necessary components.**

1. A flange-mounted disconnect enclosure
2. Operator adapter plates **MUST** be ordered for the specific brand and type of disconnect being used, (see page 445)

Disconnect switch (or circuit breaker), operating handle and operating mechanism are not furnished with enclosure, see disconnect ordering information, pages 326, 332 - 339.

**Notes:** Refer to disconnect table for associated dimensions.  
Dimensions are in inches. Millimeters shown are for reference only. Data subject to change without notice.